




Along MID CHESHIRE Lines

Published by the Mid Cheshire Community Rail Partnership
www.midcheshirerail.org.uk

*Leave the car at home and explore the heart of Cheshire by train
Beautiful countryside and bustling towns are within easy reach by rail.
See inside for more, including details of places to visit, activities to enjoy, tickets for travel
and information about the Mid Cheshire Community Rail Partnership (MCCRP)*



The Mid Cheshire Line

From quiet villages to major towns and cities, the Mid Cheshire Line has it all.


From Chester in the west to Stockport and Manchester in the east, the train is an ideal way to explore the heart of the county.

Between Chester and Northwich the line passes through beautiful Cheshire

countryside, the highlight of which is Delamere Forest. Towards Manchester, its stations are remarkably convenient for shoppers and diners alike.

The market town of Altrincham was granted its charter in 1290. Today, purveyors of fresh food and an eclectic array of crafters jostle for position alongside award winning kitchens, bars and cafés in the town's historic market hall.

Northwich Viaduct from Hunt's Lock



Manchester's Metrolink system and Bee Network both meet the Mid Cheshire Line at Altrincham's award-winning transport interchange

Knutsford and the old town in Stockport both cater for those in search of quirky and



distinctive shopping, as well as a wide range of food and drink.

There is a remarkable amount of sightseeing to be done using the Mid Cheshire Line. Call at Northwich to visit the Lion Salt Works, or see the Hat Museum and the World War II Air Raid Shelters in Stockport. For details of attractions near all of the stations on the Line, visit our website, which has a page about each station.

Entertainment

The Mid Cheshire Line is known for its evenings out on 'Music Trains,' arranged by the Community Rail Partnership. Musicians set up and play in a carriage of a normal service train, starting from Chester or Altrincham. They play on the way to a gig (in a country pub or a club). Then everyone goes to the venue for the music, food and a drink. By way of an encore, the band play again on the return train at the end of the evening. Expect to hear jazz, blues, folk and pop – from an eclectic roster of musicians – from April to October. Visit our website for where and when the next Music Trains will run..

Elsewhere, in addition to the world class selection of venues in Manchester, seek out events in smaller, more intimate settings, including, for example, the Plaza in Northwich, the Garrick Theatre in Altrincham or the Plaza in Stockport. June sees the annual Knutsford Festival, bringing major stars of folk music to the town.
website: www.knutsfordmusicfestival.com

Stockport's old town has quirky shops, a historic market hall, and museums at Staircase House and St Mary's Church



Out and about

The Mid Cheshire Line passes through some of the most attractive countryside in the county and makes a great starting point from which to discover what the outdoors has to offer.

Walkers and cyclists alike have plenty of opportunities. Leaflets giving full details of




Combine great walks around Mobberley with a visit to one of its pubs. Food and drink at the well-regarded Railway is to be found next to the station. (Inset) The location of cycle storage is clearly identified on the outside of Northern's trains.





walks based on routes near stations on the Line are available; among the most popular are the MCCRP's own *Rail Walks* booklets, which were all updated in 2020, covering Cheshire West, Knutsford and Greater Manchester (near the Mid Cheshire Line).

A particular highlight is Delamere Forest. With a wide range of walking and cycling trails, the Go Ape attraction and a great choice of places to eat and drink, this is a deservedly popular attraction. There are said to be views of seven counties from the top of Old Pale, the hill that overlooks the forest, reached by a stone pathway from the visitors' centre. Delamere also hosts gigs as part of Forest Live; artists to have appeared there in recent years have included the likes of Jools Holland, Tears For Fears and Paul Weller.



Village pubs

Several stations on the Mid Cheshire Line benefit from having a nearby public house. Why not leave the car at home and take the train for a relaxed meal, or a drink, away from the hustle and bustle of town life. Here are four of our favourites that you are sure to like; all serve a great selection of home cooked food and a wide range of drinks.

The Goshawk, next to Mouldsworth station is a beautiful, 19th Century, former coaching inn featuring a cosy public bar and relaxed restaurant. It welcomes well behaved dogs, handy after you have enjoyed a long walk around nearby Delamere Forest and the surrounding area. There is a dog wash for muddy boots and mucky paws, and there are always plenty of treats on the bar!

The Golden Pheasant is a 200-year-old wayside inn a few steps from Plumley station. It has been family owned for almost a century and is now home to the JW Lees *From Hop to Glass* garden, which won Best Show Garden at the 2018 RHS Tatton Flower Show. It regularly hosts the MCCRP Music Train events.

The Railway Inn is next to Mobberley station. This rural, freehold village pub serves traditional bar food alongside a seasonal selection of delicious homemade dishes. Its owners take particular pride in serving beautifully kept local ales.

The Greyhound is just a couple of minutes' walk away from Ashley station. With roaring log fires in the winter and a beautiful beer garden for those long summer days, it is a perfect place to visit for food and drink at any time of the year

An historic journey

The Mid-Cheshire Line has its origins in railways promoted by three separate railway companies in the 19th century.

The Cheshire Midland Railway was opened to passengers between Altrincham and Knutsford on 12 May 1862, then completed to Northwich on 1 January 1863. The West Cheshire Railway opened

between Northwich and Helsby in 1869, following the route of what is now the Mid Cheshire Line as far as Mouldsworth. The railway between Mouldsworth and its original terminus, at Chester Northgate, opened in 1874.

Between Manchester and Altrincham the railway followed the route that is now taken by trams on the Altrincham branch of Metrolink. Look at the tram stops between Altrincham and Stretford and their railway

One of the best preserved stations on the Line is at Hale. The station buildings, canopies, footbridge and signal box are all Grade II listed structures. MCCRP has been involved with strategic partners working to develop a conservation for the station.

(Inset) Hale station shortly after the turn of the twentieth century.



origins are easy to spot.

From the mid 1860s, the Line fell under the auspices of the Cheshire Lines Committee (CLC), at the time the second largest railway company in Britain. The CLC survived independently during the period of the Grouping, until the railways were nationalised in 1948. A number of branches ran from the line, notably the

Middlewich branch from Northwich, and from Cuddington to Winsford along what is now the Whitegate Way. Until 1969, trains ran into Manchester Central (now used as a venue for events and exhibitions), after which they terminated at Oxford Road.

It was in 1990 that Mid Cheshire Line trains were diverted onto the less direct route that passes through Stockport to Piccadilly, as part of preparations for the creation of the new tram line.



Greenbank station, just west of Northwich, was known as Hartford & Greenbank until May 1973, when it was renamed to avoid confusion with nearby Hartford station on the West Coast Main Line. The picture above, taken sometime during the 1960s, shows the presentation to its station master of an award for its prizewinning gardens. Now the station is

unstaffed, but its friends' group has again been recognised, this time by Cheshire Best Kept Stations. Cheshire is the only county in England to have a best kept station competition; it recognises the efforts of volunteers across the county. It was established in 2003, when Helsby won the first award and two other stations were commended. Since then it has grown to a major event at which awards are made in some fifteen categories; the photograph below shows the winners at a recent awards ceremony.

Several stations on the Mid Cheshire Line have been recognised. In 2023, Altrincham Interchange was named the overall winner of Cheshire Best Kept Stations.



Ticket to ride

You must have a valid ticket for every part of your journey, and the plethora of tickets can seem a little confusing. This is a guide to the tickets you could be using if you are travelling on the Mid Cheshire Line.

For complete flexibility in your travel times, an **Anytime** ticket is perfect, having no restrictions on the time of day that you can travel. You can also break up your journey at stations along your route. Because they allow you complete flexibility in terms of when you travel, Anytime tickets are more expensive than Advance or Off-Peak tickets.

Off-peak train tickets allow you to travel in peace and quiet, avoiding the busy commuter times. Offering more flexibility than Advance tickets, they can be purchased up to and including the day of travel. Off-peak deals may only be available at specific times, on certain days or routes, but we'll let you know if these apply to you when you book your ticket.

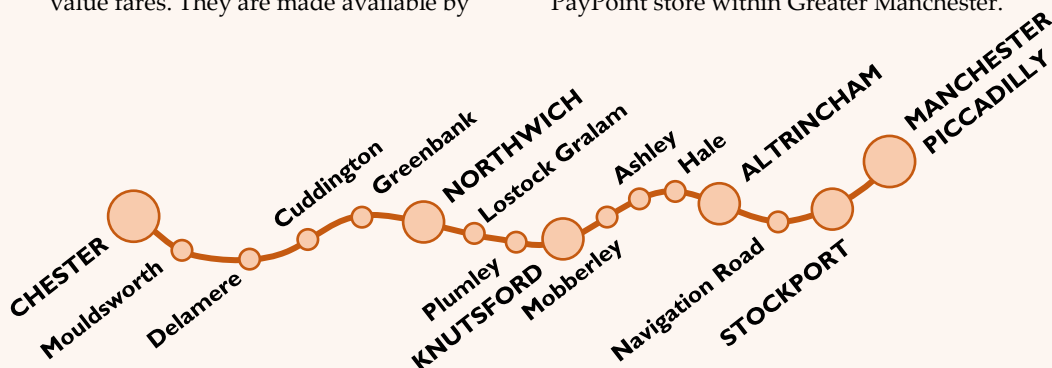
An **Advance** train ticket, enables you to choose the best time to travel at the lowest available fare. Advance fares are available on selected routes across the Northern network, but have limited availability. Book ahead to take advantage of these great value fares. They are made available by

train operators up to eight weeks ahead of travel but, subject to availability, you may still be able to get a last-minute bargain. The earlier you buy, the lower the price!

If two of you are travelling together, Northern's **Duo tickets** are a great way for to get out and about by train whilst saving a little cash. There's no need for a Railcard either, simply buy your ticket and travel together to save 25%. Only available on certain routes, and during off-peak times.

Day Ranger tickets give you the freedom to explore a chosen area, by train, for a day. Just hop on and off the train as many times as you wish. **Rover** tickets allow you to travel on four out of eight consecutive days within your chosen area, or on seven consecutive days.

The **GM Wayfarer** ticket, marketed by TfGM, gives travel for a day anywhere in Greater Manchester and in parts of Cheshire, Derbyshire, Lancashire, Staffordshire and the Peak District. Linked to the TfGM Bee Network, it is valid on the Mid Cheshire Line between Northwich and Manchester and lets you travel on any Bee Network bus at any time. You can also travel on Metrolink trams or any train after 9:30am Monday to Friday, and at any time on weekends and bank holidays. As well as on the train or at a staffed station, it can be purchased at a TfGM Travelshop, or at a PayPoint store within Greater Manchester.



| | Online | Mobile | Train | Ticket office | Ticket machine | Railcard discount | |
|---------------------------|--------|--------|-------|---------------|----------------|-------------------|--|
| Anytime | ✓ | ✓ | ✓ | ✓ | ✓ | Yes | |
| Off peak | ✓ | ✓ | ✓ | ✓ | ✓ | Yes | |
| Advance | ✓ | ✓ | x | ✓ | ✓ | Yes | |
| Season ticket | ✓ | ✓ | x | ✓ | x | No | |
| Flexi Season ticket | ✓ | ✓ | x | ✓ | x | No | |
| Northern DUO | ✓ | ✓ | ✓ | ✓ | x | No | |
| Cheshire Day Ranger | x | x | ✓ | ✓ | x | Yes | |
| South Pennines Day Ranger | x | x | ✓ | ✓ | x | Yes | Stockport and Manchester Piccadilly only |
| GM Wayfarer | x | x | ✓ | ✓ | x | No | Northwich to Manchester Piccadilly only |
| Coasts & Peaks Rover | x | x | ✓ | ✓ | x | Yes | |
| North West Rover | x | x | ✓ | ✓ | x | Yes | |

A **Season Ticket** is a simple way to save money on your regular journeys. Choose from weekly, monthly or annual season tickets, along with more specialised offers, such as the **Flexi Season Ticket** if you only commute two or three times a week.

If you can, it's generally better value to purchase a Season Ticket with a longer duration; for example, an Annual Season Ticket covering 52 weeks can actually cost the same as 40 Weekly Season Tickets, the equivalent of 12 weeks of free travel. A Flexi Season ticket gives you eight days of travel in 28 days – at any time between two nominated stations - offering flexibility and savings if you are not tied to the workplace. Unlike traditional season tickets, you only pay for the days on which you travel.

Northern is committed to supporting older and disabled people, families with pushchairs and small children, and those who need more time to board or alight to use the railways confidently. More details can be found on Northern's online Accessibility Hub.

There are now more ways to buy your ticket than ever before. On the Mid Cheshire Line, the stations at Chester, Northwich, Knutsford, Hale, Altrincham, Stockport and Manchester Piccadilly have ticket offices, where a member of staff can help you purchase your ticket.

Most Mid Cheshire Line stations have ticket machines, from which you can buy tickets (using a bank card) or collect those you have bought online. Only certain types of tickets are available, and you may not always be able to buy the cheapest ticket for your journey at a machine.

A wider range of tickets is available online or using a mobile device.

While you should always try to buy your ticket before you travel, there may be circumstances when you need to buy a ticket from the conductor on the train.

Remember that, if you are claiming a Railcard discount, you must carry your Railcard with you and have it ready for checking throughout your journey.

Timetable

Chester – Altrincham – Manchester Piccadilly

Monday to Saturday

| | | SX | | | SX | | | | | | | |
|-----------------------|---|------|------|------|------|------|------|------|------|------|------|------|
| Chester | d | 0556 | 0630 | 0648 | 0714 | 0756 | 0856 | 0956 | 1056 | 1156 | 1256 | 1356 |
| Mouldsworth | | 0608 | 0642 | 0701 | 0731 | 0808 | 0908 | 1008 | 1108 | 1208 | 1308 | 1408 |
| Delamere | | 0613 | 0648 | 0706 | 0736 | 0813 | 0913 | 1013 | 1113 | 1213 | 1313 | 1413 |
| Cuddington | | 0618 | 0653 | 0711 | 0741 | 0818 | 0918 | 1018 | 1118 | 1218 | 1318 | 1418 |
| Greenbank | | 0623 | 0658 | 0716 | 0746 | 0822 | 0923 | 1023 | 1123 | 1223 | 1323 | 1423 |
| Northwich | | 0628 | 0703 | 0722 | 0751 | 0828 | 0928 | 1028 | 1128 | 1229 | 1328 | 1428 |
| Lostock Gt. Alton | | 0632 | 0707 | 0725 | 0755 | 0831 | 0932 | 1032 | 1132 | 1232 | 1332 | 1432 |
| Plumley | | 0635 | 0711 | 0729 | 0758 | 0835 | 0935 | 1035 | 1135 | 1235 | 1335 | 1435 |
| Knutsford | | 0641 | 0717 | 0735 | 0804 | 0840 | 0941 | 1041 | 1141 | 1241 | 1341 | 1441 |
| Mobberley | | 0646 | 0722 | 0740 | 0808 | 0845 | 0946 | 1046 | 1146 | 1246 | 1346 | 1446 |
| Ashley | | 0649 | 0726 | 0744 | 0812 | 0849 | 0949 | 1049 | 1149 | 1249 | 1349 | 1449 |
| Hale | | 0653 | 0730 | 0748 | 0816 | 0853 | 0953 | 1053 | 1153 | 1253 | 1353 | 1453 |
| Altrincham | | 0657 | 0735 | 0752 | 0820 | 0857 | 0957 | 1057 | 1157 | 1257 | 1357 | 1457 |
| Navigation Road | | 0700 | 0737 | 0755 | 0822 | 0859 | 0900 | 1100 | 1200 | 1300 | 1400 | 1500 |
| Stockport | a | 0714 | 0751 | 0809 | 0837 | 0913 | 1014 | 1114 | 1214 | 1314 | 1414 | 1514 |
| Manchester Piccadilly | a | 0726 | | 0819 | | 0925 | 1025 | 1125 | 1225 | 1325 | 1425 | 1525 |

Monday to Saturday

| | | SX | | | SO | | | SX | | | SO | | |
|-----------------------|---|------|------|------|------|------|------|-------|------|------|------|------|------|
| Chester | d | 1456 | 1556 | 1656 | 1756 | 1856 | 1956 | 2056 | 2156 | 2256 | 2356 | 2456 | 2556 |
| Mouldsworth | | 1508 | 1608 | 1708 | 1808 | 1908 | 2008 | 2108 | 2209 | 2309 | 2409 | 2509 | 2609 |
| Delamere | | 1513 | 1613 | 1713 | 1813 | 1913 | 2013 | 2113 | 2214 | 2314 | 2414 | 2514 | 2614 |
| Cuddington | | 1518 | 1618 | 1718 | 1818 | 1918 | 2018 | 2118 | 2219 | 2319 | 2419 | 2519 | 2619 |
| Greenbank | | 1523 | 1623 | 1723 | 1823 | 1923 | 2023 | 2123 | 2224 | 2324 | 2424 | 2524 | 2624 |
| Northwich | | 1528 | 1628 | 1728 | 1828 | 1928 | 2028 | 2128 | 2229 | 2329 | 2429 | 2529 | 2629 |
| Lostock Gt. Alton | | 1532 | 1632 | 1732 | 1832 | 1932 | 2032 | 2132 | 2233 | 2333 | 2433 | 2533 | 2633 |
| Plumley | | 1535 | 1635 | 1735 | 1835 | 1935 | 2035 | 2135 | 2237 | 2337 | 2437 | 2537 | 2637 |
| Knutsford | | 1541 | 1641 | 1741 | 1841 | 1941 | 2041 | 2141 | 2242 | 2342 | 2442 | 2542 | 2642 |
| Mobberley | | 1546 | 1646 | 1746 | 1846 | 1946 | 2046 | 2146 | 2247 | 2347 | 2447 | 2547 | 2647 |
| Ashley | | 1549 | 1649 | 1749 | 1849 | 1949 | 2049 | 2149 | 2250 | 2350 | 2450 | 2550 | 2650 |
| Hale | | 1553 | 1653 | 1753 | 1853 | 1953 | 2053 | 2153 | 2254 | 2354 | 2454 | 2554 | 2654 |
| Altrincham | | 1557 | 1657 | 1757 | 1857 | 1957 | 2057 | 2157 | 2258 | 2358 | 2458 | 2558 | 2658 |
| Navigation Road | | 1600 | 1700 | 1800 | 1900 | 2000 | 2100 | 2159* | 2300 | 2300 | 2355 | 2455 | 2557 |
| Stockport | a | 1614 | 1714 | 1814 | 1914 | 2014 | 2114 | 2214 | 2314 | 2314 | 0010 | 0011 | 0011 |
| Manchester Piccadilly | a | 1625 | 1726 | 1825 | 1925 | 2025 | 2125 | 2227 | 2324 | 2325 | 0028 | 0029 | 0029 |

Sunday

| | | Z | | | Z | | |
|-----------------------|---|------|------|------|------|------|------|
| Chester | d | 0903 | 1056 | 1259 | 1503 | 1703 | 2059 |
| Mouldsworth | | 0914 | 1107 | 1310 | 1514 | 1714 | 2110 |
| Delamere | | 0919 | 1113 | 1316 | 1520 | 1719 | 2116 |
| Cuddington | | 0924 | 1117 | 1320 | 1524 | 1724 | 2120 |
| Greenbank | | 0928 | 1122 | 1325 | 1529 | 1729 | 2125 |
| Northwich | | 0934 | 1128 | 1331 | 1535 | 1734 | 2131 |
| Lostock Gt. Alton | | 0937 | 1131 | 1334 | 1538 | 1737 | 2134 |
| Plumley | | 0940 | 1135 | 1338 | 1542 | 1741 | 2138 |
| Knutsford | | 0945 | 1140 | 1343 | 1547 | 1746 | 2143 |
| Mobberley | | 0950 | 1145 | 1348 | 1552 | 1750 | 2148 |
| Ashley | | 0954 | 1148 | 1351 | 1555 | 1754 | 2151 |
| Hale | | 0957 | 1152 | 1355 | 1559 | 1758 | 2155 |
| Altrincham | | 1001 | 1156 | 1359 | 1603 | 1802 | 2159 |
| Navigation Road | | 1003 | 1158 | 1402 | 1606 | 1804 | 2202 |
| Stockport | a | 1018 | 1213 | 1416 | 1620 | 1819 | 2216 |
| Manchester Piccadilly | a | 1027 | 1222 | 1432 | 1632 | 1830 | 2226 |

* 2200 on Saturdays

SO Saturdays only

SX Monday to Friday only

Z Stops additionally at
Heaton Chapel and
Levenshulme

Manchester Piccadilly– Altrincham – Chester

Monday to Saturday

| | | SO | SX | | | | | | | | | | |
|-----------------------|---|------|------|------|------|------|------|------|------|------|------|------|--|
| Manchester Piccadilly | d | 0606 | 0610 | 0709 | 0810 | 0910 | 1010 | 1110 | 1210 | 1310 | 1410 | 1510 | |
| Stockport | | 0615 | 0619 | 0719 | 0820 | 0919 | 1019 | 1119 | 1219 | 1319 | 1419 | 1519 | |
| Navigation Road | | 0630 | 0634 | 0733 | 0834 | 0934 | 1034 | 1134 | 1234 | 1334 | 1434 | 1534 | |
| Altrincham | | 0632 | 0636 | 0736 | 0836 | 0936 | 1036 | 1136 | 1236 | 1336 | 1436 | 1536 | |
| Hale | | 0635 | 0639 | 0739 | 0839 | 0939 | 1040 | 1139 | 1239 | 1339 | 1439 | 1539 | |
| Ashley | | 0638 | 0643 | 0743 | 0843 | 0943 | 1044 | 1143 | 1243 | 1343 | 1443 | 1543 | |
| Mobberley | | 0642 | 0647 | 0747 | 0847 | 0947 | 1049 | 1147 | 1247 | 1347 | 1447 | 1549 | |
| Knutsford | | 0647 | 0652 | 0752 | 0852 | 0952 | 1054 | 1152 | 1252 | 1352 | 1452 | 1554 | |
| Plumley | | 0652 | 0656 | 0756 | 0856 | 0956 | 1058 | 1156 | 1256 | 1356 | 1456 | 1558 | |
| Lostock Gralam | | 0656 | 0700 | 0800 | 0900 | 1000 | 1102 | 1200 | 1300 | 1400 | 1500 | 1602 | |
| Northwich | | 0700 | 0705 | 0805 | 0905 | 1005 | 1107 | 1205 | 1305 | 1405 | 1505 | 1606 | |
| Greenbank | | 0705 | 0710 | 0810 | 0910 | 1010 | 1112 | 1210 | 1310 | 1410 | 1510 | 1611 | |
| Cuddington | | 0710 | 0716 | 0816 | 0916 | 1018 | 1118 | 1216 | 1316 | 1416 | 1516 | 1616 | |
| Delamere | | 0715 | 0721 | 0820 | 0920 | 1022 | 1122 | 1220 | 1320 | 1420 | 1520 | 1621 | |
| Mouldsworth | | 0720 | 0727 | 0825 | 0925 | 1027 | 1127 | 1225 | 1325 | 1425 | 1525 | 1625 | |
| Chester | a | 0731 | 0739 | 0837 | 0939 | 1039 | 1139 | 1237 | 1337 | 1437 | 1537 | 1637 | |

Monday to Saturday

| | | SX | | SX | | | | | | SX | SO | | |
|-----------------------|---|------|------|------|------|------|------|------|------|------|------|------|--|
| Manchester Piccadilly | d | 1610 | | 1710 | | 1810 | 1910 | 2009 | 2110 | 2210 | 2313 | 2321 | |
| Stockport | | 1619 | 1708 | 1719 | 1754 | 1819 | 1919 | 2019 | 2119 | 2219 | 2322 | 2330 | |
| Navigation Road | | 1634 | 1723 | 1734 | 1809 | 1834 | 1934 | 2034 | 2134 | 2234 | 2338 | 2344 | |
| Altrincham | | 1636 | 1726 | 1737 | 1812 | 1836 | 1936 | 2036 | 2136 | 2236 | 2340 | 2347 | |
| Hale | | 1639 | 1728 | 1740 | 1815 | 1839 | 1939 | 2039 | 2139 | 2239 | 2343 | 2349 | |
| Ashley | | 1643 | 1732 | 1744 | 1818 | 1843 | 1943 | 2043 | 2143 | 2243 | 2347 | 2353 | |
| Mobberley | | 1647 | 1735 | 1748 | 1822 | 1847 | 1948 | 2047 | 2148 | 2248 | 2351 | 2357 | |
| Knutsford | | 1652 | 1740 | 1753 | 1827 | 1852 | 1953 | 2052 | 2153 | 2253 | 2356 | 0002 | |
| Plumley | | 1656 | 1745 | 1758 | 1832 | 1856 | 1958 | 2056 | 2157 | 2257 | 0001 | 0006 | |
| Lostock Gralam | | 1700 | 1748 | 1801 | 1836 | 1900 | 2001 | 2100 | 2201 | 2300 | 0005 | 0010 | |
| Northwich | | 1705 | 1753 | 1806 | 1840 | 1905 | 2006 | 2105 | 2206 | 2305 | 0009 | 0015 | |
| Greenbank | | 1712 | 1758 | 1811 | 1846 | 1910 | 2011 | 2111 | 2211 | 2310 | 0015 | 0020 | |
| Cuddington | | 1717 | | 1816 | 1851 | 1916 | 2016 | 2116 | 2217 | 2316 | 0020 | 0026 | |
| Delamere | | 1721 | | 1821 | 1856 | 1920 | 2021 | 2120 | 2221 | 2320 | 0025 | 0030 | |
| Mouldsworth | | 1726 | 1809 | 1825 | 1910 | 1925 | 2026 | 2125 | 2226 | 2325 | 0030 | 0035 | |
| Chester | a | 1742 | 1819 | 1837 | 1920 | 1937 | 2038 | 2137 | 2238 | 2337 | 0041 | 0047 | |

Sunday

| | | | | | | | | | | | | | |
|-----------------------|---|------|------|------|------|------|------|------|--|--|--|--|--|
| Manchester Piccadilly | d | 0906 | 1103 | 1310 | 1509 | 1709 | 1909 | 2104 | | | | | |
| Stockport | | 0920 | 1114 | 1319 | 1519 | 1719 | 1919 | 2113 | | | | | |
| Navigation Road | | 0934 | 1128 | 1333 | 1533 | 1733 | 1933 | 2127 | | | | | |
| Altrincham | | 0937 | 1130 | 1335 | 1535 | 1735 | 1935 | 2130 | | | | | |
| Hale | | 0939 | 1133 | 1338 | 1538 | 1738 | 1938 | 2132 | | | | | |
| Ashley | | 0943 | 1137 | 1342 | 1542 | 1742 | 1942 | 2136 | | | | | |
| Mobberley | | 0947 | 1140 | 1345 | 1545 | 1745 | 1945 | 2139 | | | | | |
| Knutsford | | 0952 | 1145 | 1350 | 1550 | 1750 | 1950 | 2144 | | | | | |
| Plumley | | 0956 | 1150 | 1355 | 1555 | 1755 | 1955 | 2149 | | | | | |
| Lostock Gralam | | 1000 | 1154 | 1359 | 1559 | 1759 | 1959 | 2153 | | | | | |
| Northwich | | 1005 | 1158 | 1403 | 1603 | 1803 | 2003 | 2158 | | | | | |
| Greenbank | | 1010 | 1204 | 1409 | 1609 | 1809 | 2009 | 2203 | | | | | |
| Cuddington | | 1015 | 1209 | 1414 | 1614 | 1814 | 2014 | 2208 | | | | | |
| Delamere | | 1020 | 1214 | 1419 | 1619 | 1819 | 2019 | 2213 | | | | | |
| Mouldsworth | | 1026 | 1220 | 1425 | 1625 | 1825 | 2025 | 2219 | | | | | |
| Chester | a | 1037 | 1230 | 1435 | 1635 | 1835 | 2035 | 2231 | | | | | |

SO Saturdays only
SX Monday to Friday only

These timetables are valid from
2 June 2024; always check
online for the latest train times

Who we are

Along Mid Cheshire Lines is produced by the Mid Cheshire Community Rail Partnership (MCCRP), a stakeholder organisation founded in 2003 to promote increased usage of the Mid Cheshire Line and to develop and improve facilities along the route.

MCCRP is made up of key stakeholders along the Mid Cheshire Line including

- Cheshire Association of Local Councils
- Cheshire East Council
- Cheshire West & Chester Council
- Forestry Commission
- Knutsford Town Council
- Mid Cheshire Rail Users Association
- Network Rail
- Northern Trains Limited
- Northwich Town Council
- Stockport Council
- Trafford Council
- Transport for Greater Manchester.

Northern Trains is the main funding partner of MCCRP and works collaboratively with its board and other local stakeholders to promote the Line,



Training volunteers at Northwich

improve stations and realise patronage growth. Other funding partners include

- Avanti West Coast
- Cross Country Trains
- Cheshire East Council
- Mid Cheshire Rail Users Association
- TransPennine Express
- Transport for Greater Manchester

MCCRP welcomes approaches from commercial and non commercial organisations to join the partnership.

The priorities for the Partnership are:

- To work with key partners through a Mid Cheshire Strategy Working Group to improve Mid Cheshire Line services
- To promote and market the Line
- To improve stations on the Line
- To improve levels of community involvement on the Line

email: railofficer@midcheshirerail.org.uk

The Mid Cheshire Rail Users Association (MCRUA) works alongside MCCRP, but the aims of the two organisations are quite distinct. While MCCRP promotes travel on the Line, the rôle of MCRUA is to campaign for better rail services across Mid Cheshire. Its longest-standing campaign is for the re-opening of the Middlewich Branch, from Northwich to Crewe, with stations at Middlewich and Gadbrook Park. A number of individuals are, of course, interested in and involved with both organisations and MCRUA has “provided” many volunteers for MCCRP in recent years. MCRUA regularly publishes *The Mid Cheshire Rail Report*, free to its members.

website: www.mcrua.org.uk



Along Mid Cheshire Lines is published by the Mid Cheshire Community Rail Partnership The Council Offices, 78 Church Road, Northwich, Cheshire CW9 5PB

www.midcheshirerail.org.uk Follow MidCheshireCRP on    

For details of train times and fares on the Line: visit National Rail Enquiries at www.nationalrail.co.uk, or Northern at www.northernrailway.co.uk. Alternatively, telephone Northern's Customer Experience Centre on 0800 200 6060. Always check your departure and journey times online before travelling.