

**Mondays to Fridays**

23 May - 11 December 2010

Special features		<i>1</i>	<i>1</i>	<i>1</i>						<i>1</i>	<i>1</i>					
Period of operation	A											R				
<b>London Euston</b>	d	0710	0810	0910	1010	1110	1210	1310	1410	1510	1610	1710	1810	1910	2010	
Watford Junction	d	0641m	0802m	0901m	1001m	1101m	1201m	1301m	1401m	1501m	1601m	1642m	1743m	1845m	1941m	
Milton Keynes Central	d	0741	0841	0941	1041	1141	1241	1341	1441	1541	1641u	1741u	1841u	1940u	2041	
Rugby	d	0700c	0803c	0903c	1004c	1104c	1203c	1304c	1403c	1504c	1603c	1722c	1823c	-	2003c	
Nuneaton	d	0712c	0817c	0916c	1016c	1116c	1216c	1316c	1416c	1516c	1616c	1812	1913	-	2018c	
Tamworth	d	0729c	0831c	0930c	1030c	1131c	1231c	1330c	1430c	1530c	1630c	-	1730c	-	2043c	
Lichfield Trent Valley	d	0735c	0837c	0936c	1036c	1137c	1237c	1336c	1436c	1536c	1636c	-	1736c	-	2050c	
Stafford	d	0602	0809c	0909c	1009c	1109c	1209c	1309c	1409c	1509c	1609c	1709c	1825c	1924c	2009c	2109c
Crewe	d	0624	0849	0949	1049	1149	1249	1349	1449	1549	1649	1749	1856	1956	2050	2150
Chester	a	0644	0912	1009	1109	1212	1312	1412	1512	1612	1712	1808	1915	2015	2110	2212
WREXHAM GENERAL	a	0738h	0946h	1038h	1138h	1238h	1338h	1438h	1538h	1638h	1738h	1836h	1943h	2038	2137h	2245h
Flint	a	0657	0938h	1028	1138h	1238h	1338h	1438h	1538h	1638h	1738h	1822	1934	2049h	2129	2311h
Prestatyn	a	0710	0952h	1041	1152h	1252h	1352h	1452h	1552h	1652h	1754h	1835	1947	-	2142	2324h
Rhyl	a	0716	0958h	1047	1142	1258h	1358h	1458h	1558h	1658h	1800h	1841	1953	2051	2148	2330h
Colwyn Bay	a	0727	1008h	1058	1153	1308h	1408h	1508h	1608h	1708h	1814h	1852	2004	2102	2159	2344h
Llandudno Junction	a	0733	1014h	1104	1200	1314h	1414h	1514h	1614h	1714h	1819h	1858	2010	2109	2206	2349h
Llandudno	a	0806j	1036e	1136j	1236j	1336e	1436e	1606h	1706h	1806h	1836e	1936j	2034j	2142j	-	-
Bangor (Gwynedd)	a	0749	1036h	1127	1216	1331h	1436h	1531h	1636h	1736h	1842h	1921	2027	2125	2222	0012h
Holyhead	a	0823	1119h	1213g	1250	1414h	1511h	1614h	1711h	1819h	1916h	2014g	2101	2159	2256	0053h

Saturdays

23 May - 11 December 2010

Special features												
Period of operation												
	A											
<b>London Euston</b>	d	0810	0850	1010	1110	1210	1310	1410	1510	1610	1710	1810
Watford Junction	d	0801m	0905	1001m	1101m	1201m	1301m	1401m	1501m	1601m	1701m	1801m
Milton Keynes Central	d	0841	0925	1041	1141	1241	1341	1441	1541	1641	1741	1841
Rugby	d	0804c	0904c	1004c	1104c	1204c	1304c	1404c	1504c	1604c	-	1804c
Nuneaton	d	0817c	0916c	1016c	1116c	1216c	1316c	1416c	1516c	1616c	-	1816c
Tamworth	d	0831c	0931c	1031c	1131c	1231c	1331c	1431c	1531c	1631c	-	1831c
Lichfield Trent Valley	d	0837c	0937c	1037c	1137c	1237c	1337c	1437c	1537c	1637c	-	1837c
Stafford	d	0601	0909c	1009c	1109c	1209c	1309c	1409c	1509c	1609c	1709c	1809c
Crewe	d	0623	0950	1045	1150	1249	1349	1450	1549	1649	1749	1850
Chester	a	0643	1012	1112	1212	1312	1412	1512	1610	1712	1809	1910
<b>WREXHAM GENERAL</b>	a	0738h	1038h	1138h	1238h	1338h	1438h	1538h	1638h	1738h	1838h	1943h
Flint	a	0657	1038h	1138h	1238h	1338h	1438h	1538h	1624	1740h	1828	1929
Prestatyn	a	0710	1052h	1152h	1252h	1352h	1452h	1552h	1637	1754h	1841	1942
Rhyl	a	0716	1058h	1142	1258h	1358h	1458h	1558h	1643	1800h	1847	1948
Colwyn Bay	a	0727	1108h	1155	1308h	1408h	1507h	1608h	1654	1814h	1858	1959
Llandudno Junction	a	0733	1114h	1203	1314h	1414h	1517h	1614h	1701	1819h	1905	2006
Llandudno	a	0806j	1136e	1236j	1336e	1436e	1536e	1636e	1736j	1836e	1936j	2034j
Bangor (Gwynedd)	a	0749	1136h	1222	1331h	1436h	1531h	1636h	1717	1842h	1921	2022
<b>Holyhead</b>	a	0823	1211h	1258	1414h	1511h	1614h	1711h	1751	1916h	1955	2056
												2224h

Sundays

23 May - 11 December 2010

Special features						
Period of operation						
<b>London Euston</b>	d	0815c	1505	1605	1705	1805 1905
Watford Junction	d		1451m	1551m	1651m	1751m 1851m
Milton Keynes Central	d		1539	1639	1739	1839 1939
Rugby	d		1417c	-	1617c	- 1817c
Nuneaton	d	0942c	1430c	-	1810	- 1830c
Tamworth	d		1445c	-	1645c	- 1845c
Lichfield Trent Valley	d		1451c	-	1651c	- 1851c
Stafford	d	1008c	1610c	1710c	1810c	1910c 2010c
Crewe	d	1042	1652	1752	1856	1952 2055
Chester	a	1102	1714	1814	1914	2011 2114
WREXHAM GENERAL	a	1138h	1738h	1840h	1942h	- 2141h
Flint	a	-	1746h	1843h	1934	2030 2129
Prestatyn	a	1128	1800h	1857h	1947	2043 2142
Rhyl	a	1135	1806h	1903h	1953	2049 2148
Colwyn Bay	a	1146	1820h	1917h	2003	2100 2159
Llandudno Junction	a	1152	1825h	1922h	2009	2107 2206
Llandudno	a	1210q	1920z	-	-	-
Bangor (Gwynedd)	a	1209	1842h	1945h	2026	2123 2222
Holyhead	a	1243	1925h	2018h	2059	2157 2256

23 May - 11 December 2010



## Notes

- a Arrival time
- c Change at Crewe
- d Departure time
- e Change at Chester and Llandudno junction
- g Change at Bangor
- h Change at Chester
- j Change at Llandudno Junction
- m Change at Milton Keynes Central
- q Until 5 September; change at Llandudno Junction
- s Stops to set down only
- u Stops to pick up only
- z By Rail Replacement Coach from Llandudno junction; until 5 September connection is by train arrive 1840

### Period of operation

- A From Birmingham New Street 0530 and Wolverhampton 0548
- R On Fridays this service is extremely busy. Reservations are recommended and customers without a reservation may be refused boarding and be required to travel on other services

### Special features

-  Breakfast served to customers in First Class
-  Evening meal served to customers in First Class



Saturdays

23 May - 11 December 2010

Special features													
Period of operation													
<b>Holyhead</b>	d	0425h	0653	0755	0855	0923h	1033h	1155	1238h	1323h	1436	1523h	1823h
Bangor (Gwynedd)	d	0457h	0720	0822	0922	1002h	1105h	1221	1307h	1402h	1506	1602h	1900h
Llandudno	d	0710j	0810j	0910j	0910j	1010e	1110e	1210j	1310e	1410e	1510j	1610e	1910e
Llandudno Junction	d	0537h	0738	0840	0940	1025h	1125h	1239	1325h	1425h	1525	1625h	1925h
Colwyn Bay	d	0543h	0744	0847	0947	1031h	1131h	1246	1331h	1431h	1533	1631h	1931h
Rhyl	d	0556h	0755	0858	0958	1041h	1141h	1257	1341h	1441h	1546	1641h	1941h
Prestatyn	d	0601h	0801	0904	1003	1047h	1147h	1247h	1347h	1447h	1539h	1647h	1947h
Flint	d	0615h	0815	0918	1000h	1100h	1200h	1300h	1400h	1500h	1553h	1700h	2000h
WREXHAM GENERAL	d	0649h	0801h	0902h	1002h	1100h	1202h	1300h	1402h	1500h	-	1702h	2002h
Chester	d	0717	0835	0935	1035	1135	1235	1335	1435	1535	1620	1735	2035
Crewe	a	0736	0854	0954	1054	1154	1254	1354	1454	1554	1643	1754	2054
Stafford	a	0810c	0942c	1042c	1142c	1242c	1342c	1446c	1542c	1646c	1742c	1842c	2142c
Lichfield Trent Valley	a	0830c	1039c	1139c	1239c	1339c	1439c	1539c	1639c	1739c	1839c	1939c	
Tamworth	a	0836c	1046c	1146c	1246c	1346c	1446c	1546c	1646c	1746c	1846c	1946c	
Nuneaton	a	1001c	1101c	1201c	1301c	1401c	1501c	1601c	1701c	1801c	1901c	2001c	
Rugby	a	1017c	1119c	1217c	1319c	1417c	1517c	1617c	1719c	1817c	1918c	2017c	
Milton Keynes Central	a	-	1001	1101	1201	1301	1401	1501	1601	1701	1801		
Watford Junction	a	-	1051m	1151m	1251m	1351m	1451m	1551m	1651m	1751m	1851m		
London Euston	a	0930	1037	1138	1238	1338	1438	1538	1638	1738	1837		

Sundays

23 May - 11 December 2010

Special features										
Period of operation										
<b>Holyhead</b>	d	0845h	1055	1150	1250	1355	1430h	1625h	1730h	1825h
Bangor (Gwynedd)	d	0913h	1122	1217	1318	1422	1508h	1704h	1759h	1904h
Llandudno	d	1107q	1218q	1310z	1420q		1652r	1805r	1855r	
Llandudno Junction	d	0935h	1140	1235	1336	1440	1526h	1725h	1824h	1924h
Colwyn Bay	d	0941h	1147	1242	1342	1446	1532h	1731h	1830h	1930h
Rhyl	d	0954h	1158	1253	1353	1457	1545h	1744h	1843h	1943h
Prestatyn	d	0959h	1203	1259	1359	1503	1551h	1749h	1848h	1948h
Flint	d	1013h	1217	-	1413	-	1604h	1803h	1902h	2002h
WREXHAM GENERAL	d	1054h	-	1256h	-	-	1710h	1808h	1909h	2010h
Chester	d	1128	1233	1330	1433	1533	1735	1835	1935	2037
Crewe	a	1147	1252	1349	1454	1554	1753	1853	1954	2056
Stafford	a	1241c	1342c	1442c	1542c	1642c	1842c	1942c	2037c	2137c
Lichfield Trent Valley	a	-	1435c	-	1634c	1725c	-	2034c		2158c
Tamworth	a	-	1442c	-	1641c	-	-	2041c		2204c
Nuneaton	a	1230	-	1431	1658c	-	-	2058c		2215c
Rugby	a	-	-	1517h	1718c	-	-	2116c		2228c
Milton Keynes Central	a	1303	1404	1504	1604	1703	1903	2003		2304c
Watford Junction	a	1351m	1451m	1551m	1651m	1751m	1951m	2052m		2336c
<b>London Euston</b>	a	1344	1445	1545	1644	1744	1944	2044		2357c

23 May - 11 December 2010


## Notes


- a Arrival time
- c Change at Crewe
- d Departure time
- e Change at Llandudno Junction and Chester
- g Change at Bangor
- h Change at Chester
- j Change at Llandudno Junction
- q Until 5 September; change at Llandudno Junction
- r Until 5 September; change at Llandudno Junction and Chester
- z By Rail Replacement Coach to Llandudno Junction; until 5 September connection is by train depart 1319

### Period of operation

- A Continues to Wolverhampton 2227 and Birmingham New Street 2250

### Special features

 Breakfast served to customers in First Class

 Evening meal served to customers in First Class